



Becket Keys Church of England School

10th July 2020

THE BIBLICAL PAUSE THIS WEEK CONSIDERS THE PARABLE OF THE SOWER

IN THIS ISSUE

Mr Scott-Evans writes ...

Dear Parents/Carers

I expect that all of you will be aware that the Government has published guidance to support the decision that schools should be open full time for all students in September. The full guidance can be seen online and has been much reported in the media. We had already done quite a lot of work on different possible scenarios – now we are focused on the risk assessments, protocols and plans that need to be in place. These will be significantly informed by the successful experience of the last few weeks when we have had students from Years 7 to 12 on site.

There will be a range of information which we will be sending out next week and late in August, and this will need to be

read carefully. However, I thought it might be helpful to outline some of the elements here as a foundation.

The expectations are that students will continue to study the full broad curriculum in Years 7-9, and that in Years 10-13 students will continue to study all their subjects leading to public exams. This means that we will essentially be running our normal timetable in normal specialist teaching rooms. It is also expected that school uniform will be worn – we intend to follow this, although we will ask students with PE on a certain day to come to school in PE kit to avoid too much use of changing rooms.

Following the guidance, we will be minimising contact between students in different year groups.

.....Contd on Page 2



BECKET KEYS
Church of England School

Free School Meals

Updated information about this scheme for the summer months.

Page 3

Food Department

See the amazing food that the students produced for their end of year assessments.

Page 5-9

Mathematics Department

See the results of the UKMT Maths Challenge and find out if you got last weeks puzzle correct!

Page 13-14

Art & Textiles

More fantastic work from students in this department.

Page 14-15

Biblical Pause

Are you listening?

Page 18-19

.....Contd from Page 1

This will be achieved through staggering of various timings and through limiting things like extra-curricular clubs which normally see students from different years working together. Within classrooms, desks will face the front. Hygiene and ventilation measures will be particularly important and there will be supplies of hand sanitiser in every room, and on every entry and exit point into every single building. We will also install stations for this outside so they can be used on arrival to school.

Transport to and from school presents a considerable challenge. The government guidance encourages walking or cycling, but this is clearly not practical for everyone. The guidance recommends use of face coverings and hand sanitiser for those who must use public transport. We will be talking to the NIBS Buses about arrangements on routes that they facilitate, but as a school we do not have any authority over the companies who provide transport.

We will send out further information about arrangements for students who are currently shielding or self-isolating. Although we would like to see as full attendance as possible, we do understand that there may be serious individual medical, or family circumstances and we respect this.

We hope that the school will continue to remain open

throughout next term, but we should be prepared for either a partial shutdown (e.g. for a year group) or a shutdown of all schools in the area. Staff have learnt a lot from the past term's experience, and we will be building on this to try to ensure a smooth transition to remote learning using Microsoft Teams for all classes in the school, should this be needed. We would ask that all parents try to make sure that their son/daughter can safely and reliably access the internet from home as we plan in event of a lockdown to make more use of Teams for teachers to keep in contact (for example at the start of each "lesson" at the scheduled time and to check for queries). We will continue to use Show My Homework (Satchel One), our VLE and occasionally other platforms for setting and collecting work.

I would like to thank all parents for their support. Your feedback to our recent survey (please check your emails) has been extremely encouraging and understanding. It is an extraordinarily challenging time for many people in our community and I hope that we will continue to support each other as we have done in the past months.

I look forward to writing to you in more detail about our plans for September next week.

Have a good weekend.

Mr Scott-Evans
Headteacher

JustGiving™

Remember we have set up a collection on Just Giving in memory of Mr Sedgley.

We would like to purchase a tree, a bench and create an annual 'Mr Sedgley's Mathematics Prize'. We would also like to present a floral tribute at his funeral and give some money to a charity of the family's choosing. If you feel able to contribute to this, please go on-line here:

www.justgiving.com/campaign/MrSedgley

The page will be available until 17th July 2020.



Although the retail unit of Smarty Pants, our uniform supplier, is unable to open. The company is available online to help you with all enquiries and to assist you to confidently place your order online.

Visit their website for the latest information:

<https://www.smartypantsschoolwear.com/>

Free School Meals - Update



Covid Summer Food Fund

The school will be claiming these on behalf of all students currently entitled to FSM. We have been informed the process should work exactly the same as it has does up



to now and you will receive an eCode during the last week of term to cover the summer holiday period.

Expiry periods for new eCodes have changed

The eCode you received on Monday, as well as the eCode you will receive for the Summer, have an expiry period of one month. Any previous eCodes will still have a two-month expiry period. Due to this change please make sure you are using your eCodes to

claim your eGift card as soon as possible so they do not expire.

If you are unsure when an eCode expires, please refer to the email in which it was sent. Once an eCode has expired, it cannot be redeemed for an eGift card.

Once you have converted the eCode into an eGift card, the expiry periods are as below.

Remember, if you have any questions or problems regarding this process please refer here - [FreeSchoolMeals_ParentCarerFAQs](#)

Supermarket	Expiry	Denominations available	Spend online	Spend in-store	Min order value	Max order value
Sainsbury's eGift card	24 months from last transaction	Open value, £1 denominations	No	Yes	£1	£500
Tesco eGift card	5 years from last transaction	Open value, £1 denominations	No	Yes	£1	£250
Asda eGift card	24 months from last transaction	Fixed £5, £10 or £15 denominations	Yes	Yes	£5	£210
Morrisons eGift card	12 months expiry	Fixed £5, £10, £15, £25 or £50 denominations	No	Yes	£5	£200
Waitrose eGift card	24 months from last transaction	Open value, £1 denominations	Yes	Yes	£1	£2,500
M&S food eGift card	24 months from last transaction	Fixed £5, £10 or £15 denominations	No	Yes	£5	£200
Aldi eGift card	5 years expiry	Open value, £1 denominations	No	Yes	£1	£1,000
McColl's eGift card (including RS McColl's and Martin's)	All eGift cards expire on 31/12/2021	Fixed £5, £10 or £15 denominations	No	Yes	£5	£210
Iceland	2 years expiry	Open value, £1 denominations	No	Yes	£5	£300
Company Shop Group	12 months expiry	Fixed £15 denominations	No	Yes	£15	£90

Food Department

I have been so impressed with what everyone has been making during lockdown. For some students this is the first time they have decided to cook at home and the results have been outstanding. I am really pleased that we have so many budding Chefs in the school and I hope that lots of you will take Food as GCSE in the future. I want to showcase the photos of food produced by students in Year 9 and 10 who are studying Food, hopefully these will inspire you to explore this subject further. The task they were set was to cook two dishes at the same time and have them finished and served up within 2 hours, no mean feat I am sure you will agree.

Unfortunately, I cannot show them all, so here is a selection of what was made this week. Why not have a go at some of these over the summer?

Year 9

I was delighted that all the new Food students in Year 9 were able to make such great looking food; they have not even started the course yet and are able to make food that would be good enough for a GCSE.

Harry Buckland has a real knack for pastry as shown in his plaited sausage roll.



Max Peters family must have been delighted with this big plate of treats.



Isabelle Keefe has also demonstrated excellent pastry skills, making this beautifully presented quiche, as well as showing she can make sweet pastry with her Millionaires Shortbread.



Isabelle wasn't the only one feeling like a millionaire this week, Joseph Marder also made this tricky dish and both students made everything from scratch - which is harder than you think! Here we can see Joseph making the caramel.



As always, there were some Great Becket Keys Bake Off cakes like this lovely Victoria sponge from Ester Savill-Downs.



A marbled chocolate cake made by Jayden.



A very nicely presented chocolate sponge from Bradley Roast.



Georgina made a Chicken Kiev that is very tricky to get right.

This beautifully presented chiffon cake with an apple swan was made by Josaine .



Callum Bendelow went 'old school' with his jam roly poly and custard.



A chocolate sponge with great piping from Katie



The savoury dishes looked equally appetising; Ella Stroud made a great vegetarian starter of filed mushrooms stuffed with cheese as seen below.



I have to mention one student for particular praise and that is William Clements. He has produced very high quality dishes every week, but for the end of the year practical, he really excelled even his own high standards.

William has displayed so many skills and presented everything so well that I am confident he could go on to cook at the highest level if he wanted.

Here is an apple pie from Stephen.



Ellis Baker made spaghetti bolognese.



Well done William for making Mushroom Ravioli and Stuffed Saddle of Lamb, all from scratch in 2 hours, including doing your own butchery!



Year 10

For Year 10 the “steaks” were higher 😊. Normally at this time of year, the students would have been doing their end of term practical exam, which is their chance to show off what they have learned over the year. Given that we have not been able to cook and practise the dishes in school, I was expecting that some students would not do as well as they would have in a normal year. I was very wrong and the standard of cooking was excellent. Here is a showcase of what they have done; congratulations to all of you and I look forward to building on this hard work in the new academic year.



I want to congratulate everyone, the standard of your cooking is brilliant and we are really looking forward to welcoming you into the food department for your GCSE in September!



Abbie Tupper - Carbonara



Billie Hornett – Cottage Pie



Bonnie Hart – Calzone



Charlotte Hope – Savoury Roulade



**Chloe Skelt
Chocolate Roulade**



**Christian Maxfield
Spaghetti Bolognese**



Dylan English
Sea Bream & Egg Custard Tarts
with Homemade Ice-cream.



Hope Lawrence
Calzone



Max O'Brien
Fajitas



Faith Clarke
Ravioli



Jake Holdcroft's
amazing
lemon curd swiss roll and
chicken kebabs with pittas



Mairéad Jordan
Pavlova



Jessica Lambert
Lemon Meringue Pie



Megan Wymark
Fishcakes



Harvey Newman
Sausage Rolls



Leo's Beef Stroganoff



BECKET KEYS
Church of England School



Megan Gouldesbrough
Honeycomb



Nathan Hobbs
Cherry Pie



Rachel Picton
Roast Lamb



Mia Marriot
Falafel



Nicole Pfupa
Banana Bread



Robyn Hart
Scones



Mia Watkins
Steak & Pepper Sauce



PJ Pruce
Bao dumplings
and satay parcels



Rosie Double
Bakewell Tart



BECKET KEYS
Church of England School



Ryan Swords
Indian "Fake away"



Samuel Smith
Chilli

Congratulations to everyone in all years. Please keep sending in your photographs as we really love seeing what you have all been making.

Mr Shapland
Head of Food




BECKET KEYS
Church of England School

Food Department Cooking Club

One of the great perks of working at Becket Keys is receiving photographs and messages from students showing their cooking skills at home. It makes me extremely proud to be their teacher and I look forward to when we are back in the classroom. Before I show off some of my student's efforts this week, I would like to share with you what Alfred Driscoll, a Year 8 student sent to me. He thought I would be interested in seeing what he has been up too, he was not wrong there. I am completely interested, and love how he is growing his own produce to cook with at home. Alfred's brother bought him a mushroom growing kit during lock down and he has been growing them to make a lovely mushroom risotto, pictures below. It is quite hard to grow mushrooms, so well done Alfred.

At the beginning of lockdown I too planted as many different seeds as I could get my hands on into a prepared vegetable patch. It is now flourishing and I cannot wait to harvest the fruits of my labour. I know that other members of staff at Becket Keys have been keen gardeners too, Mrs Brett has amazing strawberries and tomatoes while Mr Shields has parsley that he cannot pick fast enough. It got me wondering if any other students may be growing their own produce at home to cook with? If you are I would love to hear from you.



Alfred Driscoll, amazing homegrown mushrooms and Risotto.



Oscar Smith in Year 7 made me giggle so much with his creative beef and mushroom pie. Great effort. Well Done!

It has been lovely to receive pictures of students having a go at making the cooking club dishes from the videos I post on YouTube. Last week was a Turkish Tava. Link here if you missed it

<https://youtu.be/tWnBsqaQ-w>



Beau Ayres Year 7 made Tava


"My family and I absolutely loved the dish, it is so nice".



Nyssa Agarwal Year 7 used aubergine instead of chicken in her dish, creatively adapting a recipe. Well done.



Harrison Cox Year 7, Jointed his chicken and even made the dip. Amazing effort and accomplished skill level for a year 7 student to be completing. Most definitely a keen chef in the making.



Matthew Janavicius Year 8 Fabulous attempt of the Turkish Tava.



Bradley and Demmie Roast made Tava, they added some of their important five a day nutrients too, well done.



Eva Josling Year 7 Tava, she enjoyed making this dish.

During this week's cooking club we made another dish called Kofta, the recipe was in the newsletter last week and below is the link if you missed it .

<https://youtu.be/eKb7UDbZ7kE>



Sheridan Mathews Made this week's Kofta recipe, an outstanding attempt, she wrote.

"My family said the kofta was delicious. Dad thought that he was back in Istanbul on business".

Sheridan Matthews
Year 8



BECKET KEYS
Church of England School



Eira-Mia Higgs made this dish to a very high standard, I was extremely impressed.



Annabel Allan Year 7 did not have all the ingredients but adapted the recipe and she still practised her basic skills, well done.



Harrison Cox has yet again outdone himself with a great effort in making Kofta, I can

forgive him just this once for adding ketchup to the dish, I know it was merely for design purposes ☺



Holly Shelton has also made Kofta, superb effort well done.

Next week, cooking club will be the last one this term ☹ I have thoroughly enjoyed making these videos for our Becket Keys community and have been really grateful for all the messages and emails from those who have enjoyed them and taken part. In this last club I will be making Paella!!!! Ingredients list below, this recipe can be adapted for a vegetarian, meat, or seafood dish. You choose!

Mrs English - Food Teacher


Recipe for Cooking Club

Next Week - Paella




Ingredients for Basic Paella

Paella rice or Albireo rice. (or any other round rice) 100 g Per person
 1x Onion
 1 x Stock cube (chicken or vegetable)
 Paprika
 2 x Cloves of Garlic
 Handful of garden peas
 1 x Lemon
 Parsley to garnish.



Book of the Month - July



WHAT'S THE STORY?

This award winning novel tells the story of twelve-year-old Jonas lives in a seemingly ideal world. Not until he is given his life assignment as the Receiver does he begin to understand the dark secrets behind this fragile community.

"Lowry is once again in top form raising many questions while answering few, and unwinding a tale fit for the most adventurous readers." Publishers Weekly

You can listen to the audiobook for free here: <https://www.youtube.com/watch?v=ZQq79KFowEA>

An online or hard copy can be purchased from Amazon, Waterstones or independent booksellers.

Mathematics Department

Maths Challenge

After a delay to the usual event, in June, over 120 students from Year 7 and 8 were invited to take part in the annual UKMT Junior Maths Challenge.

The UKMT individual mathematics challenges are a national competition involving lively, intriguing multiple choice question papers, which are designed to stimulate interest in mathematics in large numbers of pupils.

The three levels cover the secondary school range 11-18 and together they attract over 600,000 entries from over 4,000 schools and colleges. The papers contain 25 multiple choice questions. Of these, the first 15 are more accessible whilst the final 10 will provide more of a challenge.

Gold, silver and bronze certificates are awarded to 40% of participants nationally. This usually takes place with paper certificates presented in the hall, but this year we went online for the first time as we learnt a new way to work in lockdown. Students had to complete the challenge under timed conditions. We had an excellent turn out and well done to all that entered. We are pleased to share the results of those that have excelled in the competition.

Year 7

Elizabeth	Thompson	107	Gold
Archie	Pring	95	Silver
Lillirose	Lomas-Ellenby	90	Silver
Kian	Muwenda Simbwa	86	Silver
Katherine	Todd	86	Silver
Minela	Kupryte	85	Bronze
Nicholas	Petrelli	85	Bronze
Olivia	Banfield	84	Bronze
George	Ashton	82	Bronze
Fionn	Gazzard	75	Bronze
Sophie	Gunn	75	Bronze
Herbie	Brandon	74	Bronze
Florence	Connelly	71	Bronze
Jamie	Hancox	71	Bronze
Keira	Sutton	71	Bronze
Luke	Coombs	70	Bronze

Unfortunately there are no follow on rounds this year. We need to pay tribute to Mr Sedgley. He had fully prepared our students and ensured with Mrs Blacow that we still were able to take part in this event as he assisted in much of the organisation required in order to make sure that this event could still take place.

The results for both year groups are listed, with a special mention to Elizabeth Thompson who had the best score in Year 7 and achieved Gold. Joe Thomas was

the best in Year 8 (and the school). Well done!



BECKET KEYS
Church of England School

Year 8

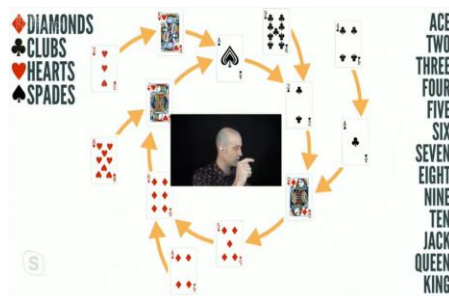
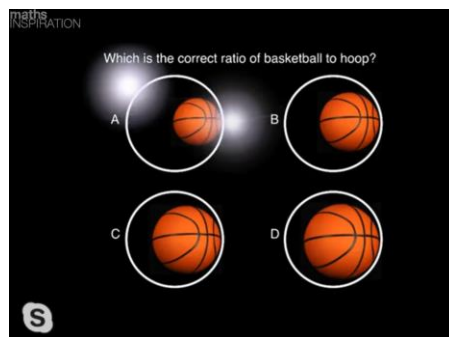
Joe	Thomas	112	Gold
Alex	Palmer	96	Silver
Ellison	Randle	92	Silver
Beatrice	Connor	91	Silver
Ben	Shelton	87	Silver
William	Charters	86	Silver
Louis	Farel	85	Bronze
Emily	Moore	85	Bronze
Isobel	Barry	81	Bronze
Isabel	Slaney	81	Bronze
Lillie	Wilkinson	80	Bronze
Darcy	Moody	75	Bronze
Harry	Adams	74	Bronze
Samuel	Carey	74	Bronze
Matthew	Tilbrook	74	Bronze
Erin	Delea	70	Bronze
Anna	Mathews	70	Bronze

Maths Inspiration Live

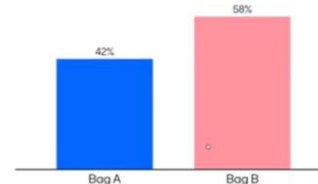
On Thursday afternoon Year 9, 10 and 11 students were invited to attend the first live show from the team at Maths Inspiration.

During the session we learnt about the ratio between the sizes of a basketball and the hoop, we saw mathematics in action in music using wavelengths of notes and we learnt the numbers behind some card tricks and lotteries!

If you missed this event, then the link will be live for the next week on Satchel One.



Would you choose bag A or bag B?



Maths Puzzle 9: Four Fours

Use exactly four 4s to form every integer from 0 to 50, using only the operators +, -, x, /, () (brackets), . (decimal point), x^2 (square), square root and ! (factorial).

Example: $1 = \frac{(4 + 4)}{(4 + 4)}$

$$13 = 4! - \frac{44}{4}$$

Maths Puzzle 9 Solutions: Four Fours

<http://johnvalentine.co.uk/fourfours.php?art=solutions>

Maths Puzzle 10: Think of a Number

Think of a number between 1 and 9
 Add 1
 Multiply by 9
 Add 1
 Add the two digits of your answer
 Divide by 2
 Turn the number you have into a letter: 1=a, 2 = b, 3 = c, 4= d, etc

Shout out the name of an animal beginning with your letter!
 Explain why this works.

Charities Update

It has been lovely to hear from Anne Cheng at New Hope Children's Centre this week. Let me share her news.

'Firstly, thankfully, everybody remains well at the centre. One young man, known to us all as 'B' broke his arm and it wasn't healing properly. The only way to get him to a specialist to correct the problem we had was it was necessary to raise £1500, as the regular health service in Kenya would not provide this service. In a fantastic gesture of generosity, regular supporters of New Hope have fundraised this amount of money, so B will be able to get his broken arm sorted!'

The centre is currently caring for over 110 children and young people up to the age of 19. Having enough food is a daily challenge, particularly at this time.



Sadly, during the Covid virus pandemic we have seen a dramatic increase in the number of abandoned babies, some slightly older, others new born. New Hope has taken in and is now caring for seven babies who were abandoned since the start of the virus. Here you can see the youngest, who was

abandoned at just one day old (we think). Now, thanks to New Hope he is a healthy 4 week old baby boy.



They have all been practising and we are making sure that they are doing this regularly. The main person behind making this happen was one of the children, 7 year old Jane. She had asked Anne what would happen if she didn't wash her hands - would she die? Anne explained that she wouldn't die but that she might get very sick and have to go to hospital. She started washing her hands thoroughly from that moment, and has ensured that all of the other younger children have learnt how to do the same'.

The news I get from New Hope reminds me of what an incredible place it is, and I look forward to being able to return there again. If you want to visit their website, the link is

<http://www.newhopeuplands.org/index.html>

If you are able to make any donations or set a regular donation then use the following bank details.

Cooperative Bank

Sort code 08 92 99
Hand in Hand a/c no: 65885150
Ref New Hope BKeys

If you want a link that goes through to an online donation portal, you can use this:

https://app.etapestry.com/onlineforms/HandinHand_1/New-Hope-1-1.html



Thanks to all our charity fundraising we now have £1400 to divide between Cancer Research and New Hope. We will be sending £1200 to Cancer Research and £200 to New Hope with the specific request that it be used to help provide additional items for the baby unit and their school.

This year we have sent £900 to New Hope: £700 to help purchase Christmas gifts for the children and support daily costs and then a further £200 at the start of Covid to help them deal with the crisis.

Mrs Ahlner
Charities Co-ordinator

Art & Textiles

It has been another at great week of home learning for Art & Textiles. We are very proud of all the work you are creating!

Star Artist for Art

Free drawing and portraiture lessons every Sunday! Follow the link or on YouTube.

<https://rawumberstudios.com/online-portrait-drawing/>



Faith Clarke Year12

Well done to Faith Clarke in Year 12 for her fantastic portrait study. Great progress for A Level Art!

Special mention to Jemima Cheke Year 10 for her commitment in improving her artwork over the past few weeks. Well done Jemima!



Tolulope Are Yr9



Lohita Malarselva Yr10

@becketkeysart



In Textiles this week

...more great work from home learning In Textiles!

Star Designer for Textiles



Y10 Textiles: Melita created this prototype and samples for her 'Under the sea' mock exam task. This was a very creative response – well done Melita! *Special mention* to Charlotte Hope for gaining top marks for her mock exam task!

Melita Kupryte Y10



Reece James Y7



McKenzie Reid Y9



Jaden Thompson Y8



@becketkeysart



ARE YOU LISTENING?

Take a few moments to quiet yourself. Breathe slowly and deeply and become aware of God present in this moment with you.



In the parable of the sower, Jesus tells his listeners that in the act of scattering seed, some seed fell on unsuitable soil and withered. However, the seed that fell on rich soil grew and produced an abundance of fruit. God's Word, heard by those willing to accept it, will also bear an abundance of fruit. Christians are called to be faithful to the task of proclaiming the truth of God's Word, having faith that those words will find rich soil and produce abundant fruit.

What kind of soil would you use to describe your spiritual life at this time?

What message does God's Word have for you today?

In prayer, we experience God's love. In our response, we humbly return that love. And, if we have ears to hear, God always pushes us to go deeper. Jesus' life shows us that prayer always extends to our neighbour; it pushes us to notice the divine spark in all of God's children, to show love without reservation. It is this love that bears much fruit for the Kingdom.


Speak to Jesus, using this prayer or a prayer of your own and listen:

Jesus, you are the master farmer. Help me to follow your example of planting with grace, confidence, and love. Help me to have a listening ear and to hear all that You have to say to me. Give me a teachable spirit and may I grow in a knowledge of You. Help me to

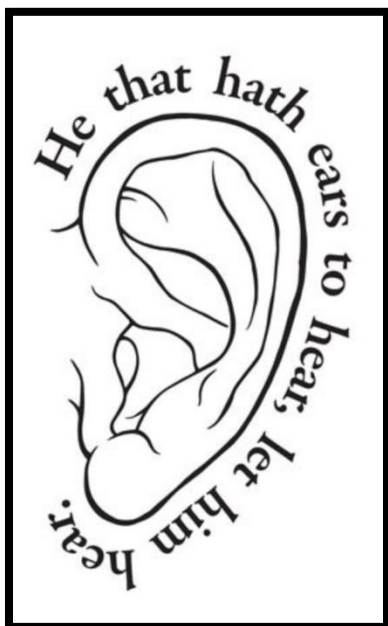


In Matthew Chapter 13 verses 7–9 we read:

"Some seed fell among the thorns, and the thorns grew up and choked it. But some seed fell on rich soil, and produced fruit, a hundred or sixty or thirtyfold. Whoever has ears ought to hear."



trust implicitly Your Word, for Your Word is truth. In Jesus name I pray, Amen.



In the coming days, set aside a little extra time to pray and read the Bible. God sent His only begotten Son into the world and He expects us to listen to Him. God speaks to us through His Word; His living Word (the Lord Jesus Christ) and His written Word (the Holy Scriptures). God calls us to '**hear Him**', because faith comes by hearing and hearing from the Word of God. Many times in scripture we are admonished: he who hath ears to hear, let him hear!

Mrs Sharp
Deputy Head Teacher

Music Department



Every week, students have been busy preparing performances for us all to enjoy. We have enjoyed a number of fabulous 'Couch concerts' hosted by Mr Romhany over the past few weeks.

We are now looking forward to the summer concert, which will be premiered on **Wednesday 15th July** at 7.00pm and will feature group performances from the many ensembles at Becket Keys. These have been prepared over the last few weeks.

Follow @BecketkeysMusic on Twitter for all the latest news from the Music Department.



Calling all Year 13 students



It's not goodbye!

We want to keep in touch with every Becket Keys former student...



Please take a few minutes to sign up to the following to stay in touch!

<https://networks.futurefirst.org.uk/signup/becketkeys>

Follow us:



@becketkeysalumni



Becket Keys Alumni

Becket Keys Church of England School

Sawyers Hall Lane
Brentwood, Essex
CM15 9DA
01277 286600

www.becketkeys.org
office@becketkeys.org
finance@becketkeys.org

Twitter: @BecketKeys @BecketKeys6th @MrScottEvans @BecketKeysMusic
 @BecketKeysPE @BecketKeysArt

Facebook: [Becket Keys Church School](#)